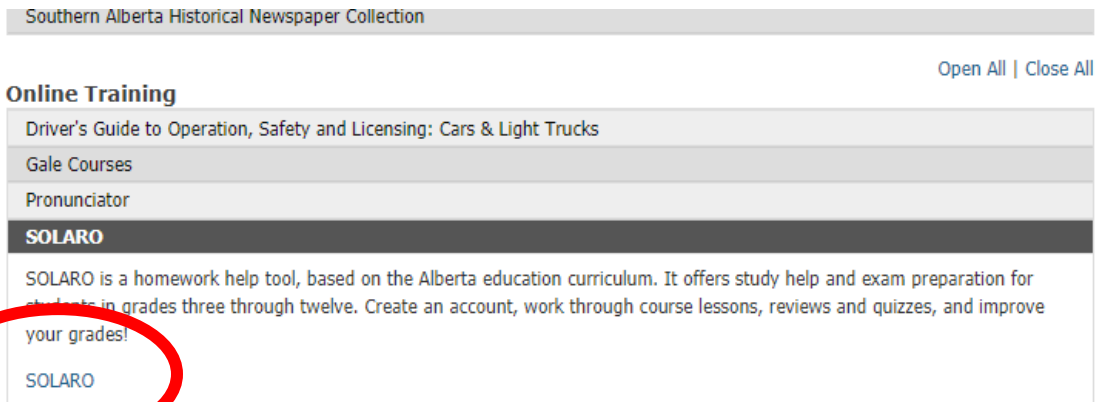


To access Solaro:

Go to our website Lethlib.ca

Choose Digital Content

Scroll to Online Training



Southern Alberta Historical Newspaper Collection

Open All | Close All

Online Training

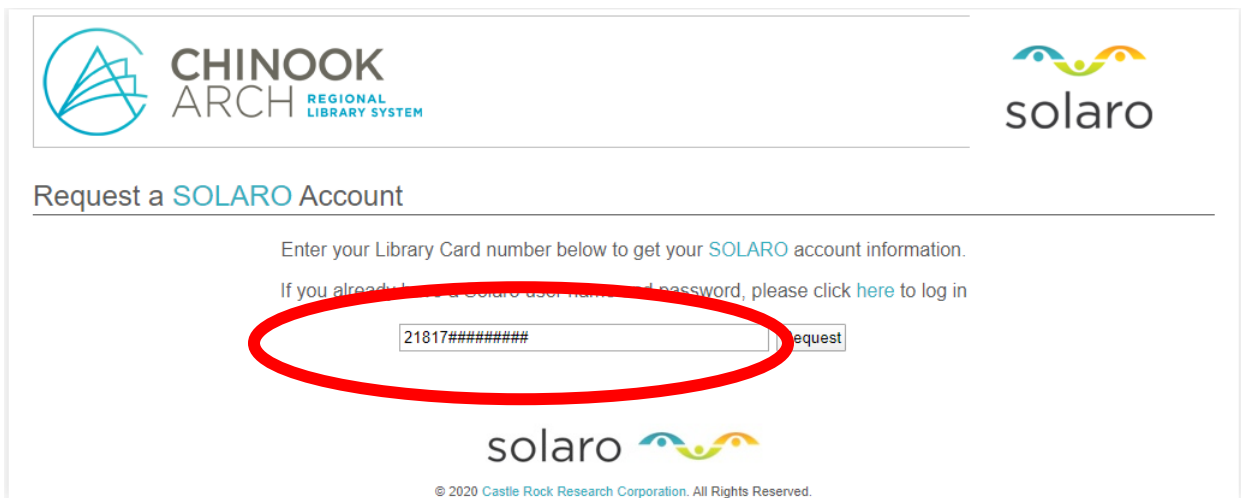
- Driver's Guide to Operation, Safety and Licensing: Cars & Light Trucks
- Gale Courses
- Pronunciator
- SOLARO**

SOLARO is a homework help tool, based on the Alberta education curriculum. It offers study help and exam preparation for students in grades three through twelve. Create an account, work through course lessons, reviews and quizzes, and improve your grades!

[SOLARO](#)

Click Solaro

This window should pop up.



CHINOOK ARCH REGIONAL LIBRARY SYSTEM

solaro

Request a SOLARO Account

Enter your Library Card number below to get your SOLARO account information.
If you already have a Solaro user name and password, please click [here](#) to log in

solaro

© 2020 Castle Rock Research Corporation. All Rights Reserved.

Enter your library card (make sure your account has not expired!).

Click Request.

This window should pop up.

Request a SOLARO Account

Here is your SOLARO login information:

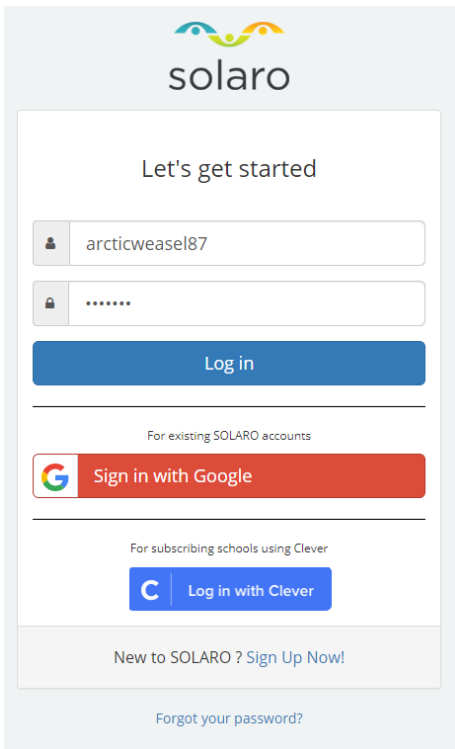
Username: arcticweasel87
Password: [REDACTED]

You can use this information to log in to our website www.solaro.com or to log in through the SOLARO app on your mobile devices.

If you have previously logged in and changed your password, the credentials provided here may no longer be accurate.

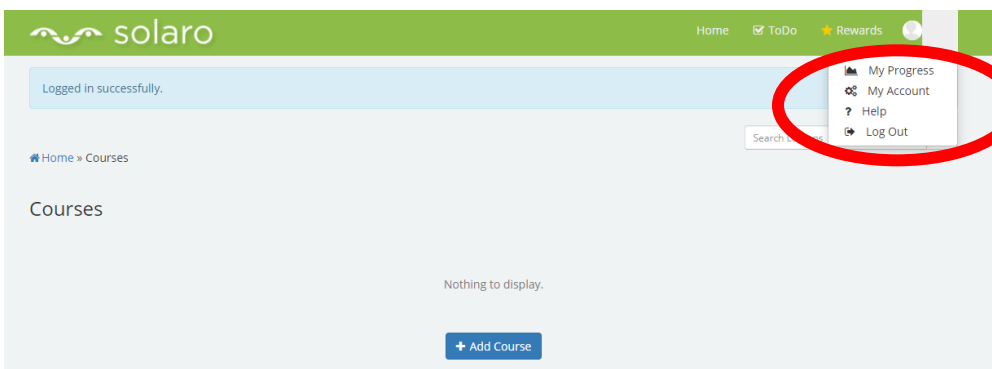
You will get a different username and password.

Go to their website www.solaro.com or through the app for mobile devices and enter your username and password.



The screenshot shows the SOLARO login interface. At the top is the SOLARO logo. Below it, the text "Let's get started" is displayed. There are two input fields: the first contains the username "arcticweasel87" and the second contains a masked password "*****". A blue "Log in" button is positioned below the password field. Underneath, there are three alternative login options: "For existing SOLARO accounts" with a "Sign in with Google" button, "For subscribing schools using Clever" with a "Log in with Clever" button, and "New to SOLARO? Sign Up Now!". A "Forgot your password?" link is at the bottom.

Access the help menu through their site for more information.



The screenshot shows the SOLARO user dashboard. The top navigation bar includes "Home", "ToDo", and "Rewards". A notification banner at the top left says "Logged in successfully.". On the right side, a user menu is open, listing "My Progress", "My Account", "Help", and "Log Out". The "Help" option is circled in red. Below the navigation, the breadcrumb "Home » Courses" is shown. The main content area is titled "Courses" and displays "Nothing to display." with an "Add Course" button at the bottom.